

UNITED STATES
SECURITIES AND EXCHANGE COMMISSION
Washington, D.C. 20549

FORM 8-K

CURRENT REPORT
Pursuant to Section 13 OR 15(d) of The Securities Exchange Act of 1934

Date of Report (Date of earliest event reported): June 5, 2018

INPIXON

(Exact name of registrant as specified in its charter)

Nevada

(State or other jurisdiction
of incorporation)

001-36404

(Commission File Number)

88-0434915

(I.R.S. Employer
Identification No.)

2479 E. Bayshore Road, Suite 195
Palo Alto, CA

(Address of principal executive offices)

94303

(Zip Code)

Registrant's telephone number, including area code: (408) 702-2167

(Former name or former address, if changed since last report)

Check the appropriate box below if the Form 8-K is intended to simultaneously satisfy the filing obligation of the Registrant under any of the following provisions:

- Written communications pursuant to Rule 425 under the Securities Act (17 CFR 230.425)
- Soliciting material pursuant to Rule 14a-12 under the Exchange Act (17 CFR 240.14a-12)
- Pre-commencement communications pursuant to Rule 14d-2(b) under the Exchange Act (17 CFR 240.14d-2(b))
- Pre-commencement communications pursuant to Rule 13e-4(c) under the Exchange Act (17 CFR 240.13e-4(c))

Indicate by check mark whether the registrant is an emerging growth company as defined in as defined in Rule 405 of the Securities Act of 1933 (§230.405 of this chapter) or Rule 12b-2 of the Securities Exchange Act of 1934 (§240.12b-2 of this chapter).

Emerging growth company

If an emerging growth company, indicate by check mark if the registrant has elected not to use the extended transition period for complying with any new or revised financial accounting standards provided pursuant to Section 13(a) of the Exchange Act.

Item 7.01 Regulation FD Disclosure.

Inpixon (the "Company") intends, from time to time, to present and/or distribute to the investment community and utilize at various industry and other conferences a slide presentation, which is attached hereto as Exhibit 99.1 ("Investor Presentation").

By filing this Current Report on Form 8-K and furnishing the information contained herein, the Company makes no admission as to the materiality of any information in this report that is required to be disclosed solely by reason of Regulation FD.

The information contained in the Investor Presentation is summary information that is intended to be considered in the context of the Company's Securities and Exchange Commission ("SEC") filings and other public announcements that the Company may make, by press release or otherwise, from time to time. The Company undertakes no duty or obligation to publicly update or revise the information contained in this report, although it may do so from time to time as its management believes is warranted. Any such updating may be made through the filing of other reports or documents with the SEC, through press releases or through other public disclosure.

The information presented in Item 7.01 of this Current Report on Form 8-K and Exhibit 99.1 shall not be deemed to be "filed" for purposes of Section 18 of the Securities Exchange Act of 1934, as amended (the "Exchange Act"), or otherwise subject to the liabilities of that section, unless the Company specifically states that the information is to be considered "filed" under the Exchange Act or specifically incorporates it by reference into a filing under the Securities Act of 1933, as amended, or the Exchange Act.

Item 9.01 Financial Statements and Exhibits.

(d) Exhibits

Exhibit No.	Description
**99.1	Investor Presentation Slides

** Furnished herewith

SIGNATURE

Pursuant to the requirements of the Securities Exchange Act of 1934, the registrant has duly caused this report to be signed on its behalf by the undersigned hereunto duly authorized.

Date: June 5, 2018

INPIXON

By: /s/ Nadir Ali
Name: Nadir Ali
Title: Chief Executive Officer

Exhibit Index

Exhibit No.	Description
**99.1	Investor Presentation Slides

** Furnished herewith



The image shows a dark blue background with a subtle geometric pattern. On the left, there is a bar chart with five vertical bars of varying heights and colors: cyan, blue, orange, lime green, and grey. On the right, the company logo 'inpixon' is displayed in white, with a stylized 'o' containing a blue and green bar chart icon. Below the logo, the text 'INDOOR POSITIONING ANALYTICS' is written in white, all-caps. At the bottom right, the name 'NADIR ALI' and the title 'CEO' are listed in white, with 'CEO' in a smaller font size.

inpixon

**INDOOR
POSITIONING
ANALYTICS**

NADIR ALI
CEO



INDOOR POSITIONING ANALYTICS

SAFE HARBOR STATEMENT



- **Safe Harbor Statement under the Private Securities Litigation Act**
- This presentation includes forward-looking statements within the meaning of the safe harbor provisions of the United States Private Securities Litigation Reform Act of 1995. These forward-looking statements are based on current expectations only, and are subject to a number of assumptions, risks and uncertainties, many of which are beyond our control. Actual events and results may differ materially from those anticipated, estimated, projected or implied by us if one or more of these risks or uncertainties materialize, or if our underlying assumptions prove incorrect. Factors that could affect actual results include but are not limited to product demand and market acceptance, the effect of economic conditions, the impact of competitive products and pricing, governmental regulations, results of litigation, problems with technology, and/or other factors outside the control of Inpixon, Inc. and its subsidiaries (the "Company").
- The forward-looking statements included in this presentation are based on our current expectations, estimates and projections, and the underlying assumptions thereof, about the Company's operations, industry, financial condition and liquidity, as of the date hereof. Statements containing words such as "expect", "believe", "should", "anticipate", "intend", "plan", "may", "will", or similar expressions constitute forward-looking expressions. These forward-looking statements include, but are not limited to, statements about our proposed acquisitions, our anticipated cash flow balances, the future of the Internet Services market, our projected user base, our planned services and marketing initiatives, our ability to compete successfully in our industry, projected operating expenses, projected operating efficiencies, revenues, and capital requirements, and our projected cash position.
- Such statements are not guarantees of future performance and are subject to risks, uncertainties and assumptions that are difficult to predict. Therefore our actual results could differ materially and adversely from those expressed in any forward-looking statements. The Company undertakes no obligation to publicly update any forward-looking statement, whether as a result of new information, future events or otherwise. Statements in this presentation, including factors that we believe may impact our results, are not intended to be exclusive. Additional factors that could cause results to differ materially from those described in the forward-looking statements can be found in the Company's Annual Report on Form 10-K and other filings with the Securities and Exchange Commission (SEC) available at the SEC's Internet site (www.sec.gov).

INPIXON IS REDEFINING THE INDOORS



Indoor Positioning

- Capture 100% of the Devices
 - Wireless
 - Wi-Fi
 - Bluetooth
 - 100% Anonymity




Data Analytics & Intelligence

- Designed for real-time analytics
 - Blockchain technology
 - Artificial Intelligence
 - Voice User Interface
 - Adaptive API
 - Intelligence and Security efficacy

MARKET SIZE IS GROWING

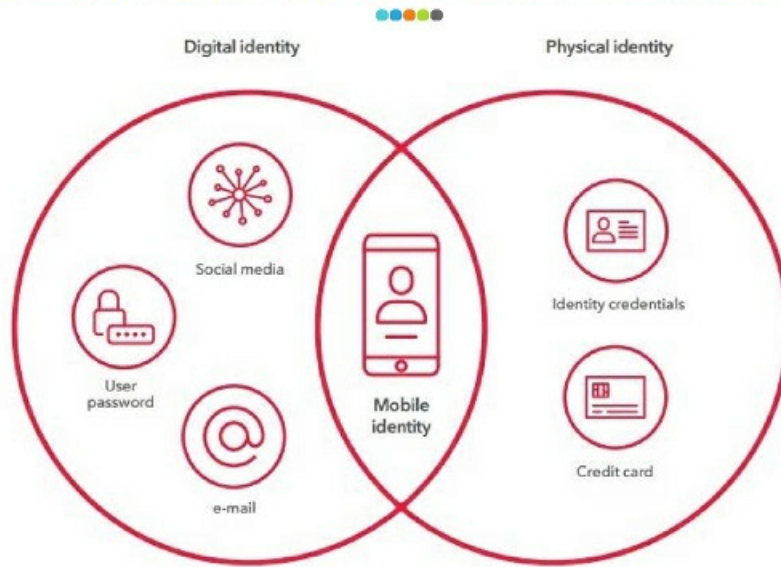
INDOOR POSITIONING & ANALYTICS

Over 2,000,000 Acres of covered space needs IPA



The global indoor location market size is expected to grow from USD 7.11 Billion in 2017 to USD 40.99 Billion by 2022 [Source: Markets & Markets]

WE LIVE IN A WORLD WITH DUAL REALITY



OUR REALMS ARE CONVERGING



SHOPPING MALLS



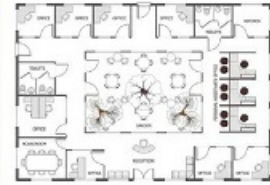
AIRPORTS



HOSPITALS



BANKS



OFFICES



SHOWS & ARENAS



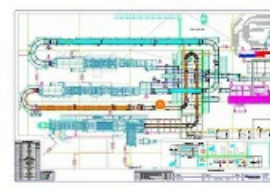
UNIVERSITIES



GOVT. AGENCIES



HOSPITALITIES



MANUFACTURING



INDOOR POSITIONING ANALYTICS

NEW CONVERGED REALITY REQUIRES



SECURITY



INTELLIGENCE



inpixon

© 2017 Copyright Inpixon | All Rights Reserved

7

GARTNER REPORTS INPIXON IPA DOES BOTH



Gartner

Market Guide for Indoor Location Application Platforms
 Published: 21 August 2017 | ID: G00301914

Author(s): Arvata Zimmermann, Tim Zimmermann

These platforms provide the user interface for location services, whether it is a mobile app, analytics or integration of location data to other apps. ISG leaders need to define their primary business outcomes and look for platforms that can be augmented to avoid switching vendors down the road.

Key Findings

- There are several main business outcomes that infrastructure and operations (ISO) leaders can attain with an indoor location application platform.
- The vendor landscape is still fragmented, and providers struggle to clearly articulate the business value they bring to organizations.
- Nearly all vendors in this market offer point solutions, solving just one business issue or addressing only one related use case. Enterprises have been adopting different solutions from distinct vendors to meet their needs.
- There are two sets of providers: those that need to partner with other vendors to cover all the necessary components of an indoor positioning solution, and those that have in- and so-and offerings.

Recommendations

To better plan, source and manage network infrastructure, ISO leaders should:

- Formulate project requirements and business goals in a very detailed way as a basis to select the right vendor and location technology.
- Choose indoor application platforms that are as open as possible — those that integrate with various third-party locations, additional sensors and capabilities to avoid switching providers down the road.
- Prepare to deal with an ecosystem of partners as it is likely that the vendor that best meets your business needs may not be able to offer all the necessary components of a solution.

Gartner Market Insight 2017:

Annual Retail IT spend is over
\$205 Billion per year

Advanced analytics is the technology most retailers (88%) believe will change their organization during the next five years, having a particular impact in areas where complex algorithms and machine learning can be utilized, such as customer understanding.

STRATEGY FOR MARKET LEADERSHIP



- Organic Growth
 - Grow channel partner base
 - Add IPA Pod for low cost entry point solution
 - Technology innovation to stay ahead of the competition
 - Add strategic partners
 - MDMs, App Companies, etc.
- Acquisitive Growth
 - Location Coverage
 - Wi-Fi
 - Beacon/BLE
 - Device Coverage
 - SDKs
 - Apps

RAPID OUTREACH THROUGH SECURITY CHANNEL PARTNERS




ELECTRONIC DOOR READER INSTALLERS

Introduce the IPA Physical CyberSecurity to the Security Door Reader installers to upsell to their existing customers

IDENTITY & ACCESS MANAGEMENT PROVIDER

IPA adds robust security to multifactor authentication and device management to existing enterprise users



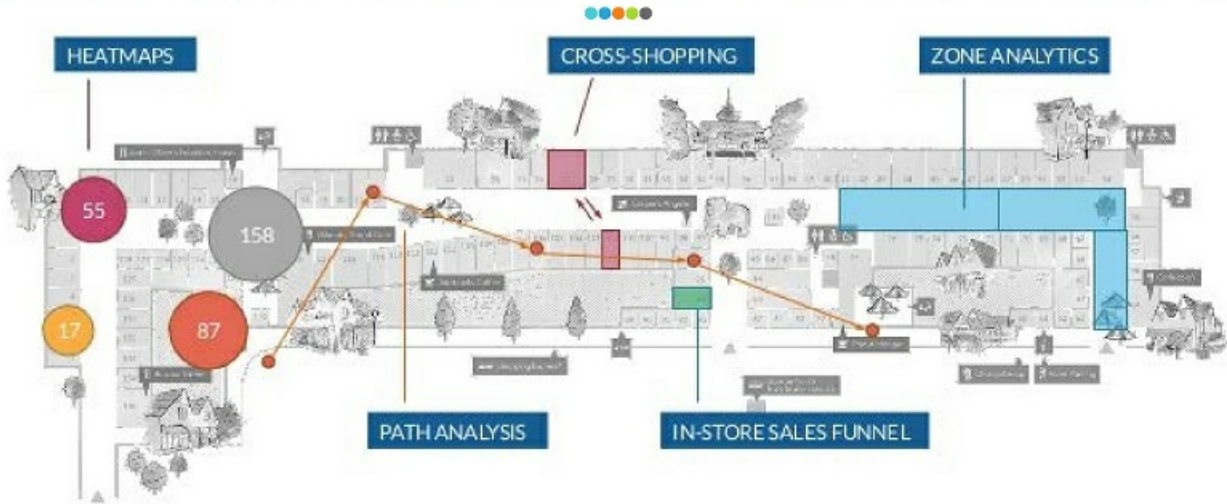
VIDEO SURVILLANCE INSTALLERS

The video camera installers are expert in PoE connections and knowledge about customer premises to introduce IPA

RFID ASSEST MANAGEMENT

Partners in Hospital, Airport, Manufacturing and other industry solution providers will add IPA to its list of offerings.

INTRODUCING IPA POD WITH SUB-METER WIFI ACCURACY



SIGNIFICANT 2018 IPA ENHANCEMENTS



Blockchain to Enforce Security Policies



Voice User Interface Access to Intelligence



Artificial Intelligence for Predictive Analysis



Device Fingerprinting for Building Device Reputation Repository



Software Defined Omni-Sensor to Gather Several Indoor Data & Video



ACQUISITION STRATEGY



- Location Coverage
 - Beacon based solution companies with installed customer base
 - Leverage existing Wi-Fi Access Points (partnerships/acquisitions)
 - Integrate/acquire other footfall/counting data streams (e.g., video image analytics)
 - Mapping companies
- Device Coverage
 - SDK for App Developers
 - Retailers, brands, destinations, social media, etc.
 - Partner with or acquire companies with large installed base of apps or strategic SDKs on devices
 - Partner with leading Mobile Device Management partners for enterprise market
 - App Companies

GREATER FOCUS – FASTER GROWTH – BIGGER RETURN

Focus on Indoor Positioning Analytics

Inpixon IPA will change the landscape of the Indoors both from business growth and cyber physical security with its sensor infrastructure and analytics engine



INVESTMENT STATS

MONEY RAISED*

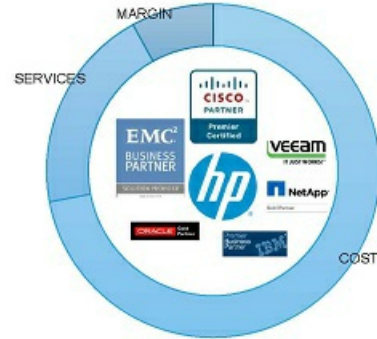
- Over \$500M Invested in BASTILLE, EUCLID, PLACE IQ, MIST, FACTUAL, ZENREACH and others

VALUATION & EXITS

- SNAP acquired Placed \$200M+ 6/2017
- Honeywell acquires JDA software

Divest the VAR Business (Spin-off or Sale)

Inpixon commercial and federal reseller operation will be divested to focus on the IPA business





INVEST WITH US

INDOOR POSITIONING ANALYTICS

WE ARE INPIXONIZING THE INDOORS BY
CONNECTING THE PHYSICAL & DIGITAL
WORLD AND DELIVERING AI BASED INSIGHTS



PATENTED TECHNOLOGY

Capture anonymous visitor data
from any mobile device



IoT HUB

Provide location and user
context to all future IoT apps



DATA SUBSCRIPTION

Continue to collect richer data
and offer better intelligence

inpixon